



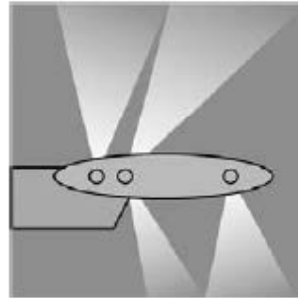
750 Garcia Ave, Pittsburg
CA 94565
+1.925.427.7800
HSIheadwalls.com

Amadea

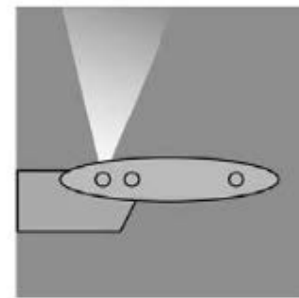
Overbed LED Light 2.0

The Amadea LED 2.0 Overbed Light mounts to the building wall and accommodates ambient, reading and exam lighting with indirect and direct sources. The Amadea is an advanced overbed LED lighting solution with variable lighting modes and color temperatures. Its sleek design and pre-wired construction make it convenient and elegant.

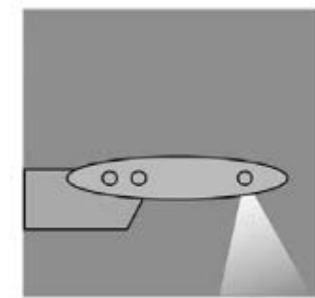
Examination light



Indirect light



Reading light



Features/Specifications:

- Indirect, exam, and reading light modes
- Color temperatures at 3000K, 3500K, and 4000K
- Pre-wired for convenient installation
- 41" length
- 120-277 volt operation
- Wall mounted

Options:

- Powder-Coated White or Silver finish
- Low voltage controller for remote bed control